



**TDS**

**MXLOC<sup>®</sup> 518**

**Sealing Compound**

## PRODUCT SPECIFICATION MXLOC®518

### Description:

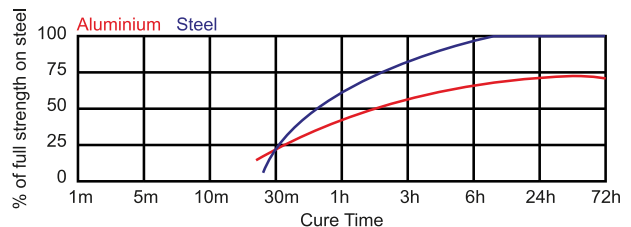
**MXLOC® 518** is designed for sealing. The product is a single component anaerobic, acrylic based product. The product cures when confined in the absence of air between close fitting metal surfaces. The provides resistance to low pressure immediately after assembly of flanges. It seals close fitting joints between flanges and fixed metal faces and will flex with minor movement from the flange.

### Typical Properties of Cured/Uncured Material:

| Uncured State Physical Properties |                             | Uncured State Physical Properties                    |                           |
|-----------------------------------|-----------------------------|--|---------------------------|
| Base                              | Acrylic                     | Specific Gravity @ 25°C                              | 1.13                      |
| Colour                            | Red Liquid                  | Viscosity @ 25°C                                     | 3,00,000 – 4,500,000 mPas |
| Chemical Form                     | Dimethacrylate ester        | Flash Point  | See MSDS                  |
| Cure                              | Anaerobic                   | Fixture Time   | 1-2 Hours                 |
| Fluorescence                      | Positive under UV           | Typical Performance of Cured Material                |                           |
| Secondary Cure                    | Activator                   | Operating Temperature °C                             | Typical Value             |
| Components                        | Single – Requires no mixing | (after 24hrs at 20-25°C)                             | -54°C - 150°C             |
| Viscosity                         | High Thixotropic            | Typical Value  |                           |
| Strength                          | Low                         | Lap Shear strength steel (grit blasted) ISO 4587     | 7.5Nm                     |
| Application                       | Sealing                     | Tensile Shear strength steel (grit blasted) ISO 6922 | 8.5 Nm                    |

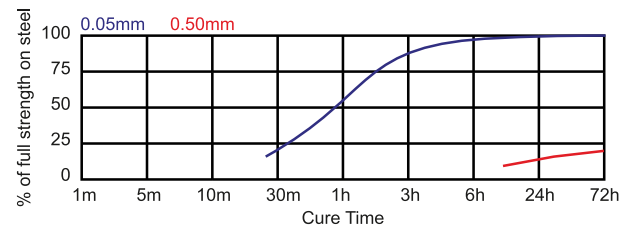
### Cure Speed vs Substrate

The rate of cure is dependent on substrate used. The graph to the right shows the breakaway strength developed with time on steel collars and pins compared to different materials and tested according to ISO 101123



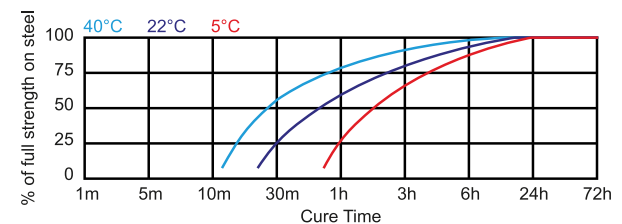
### Cure Speed vs Bond Gap

The rate of cure is dependent on bond gap. The graph to the right shows shear strength developed with time on steel collars and pins compared to different controlled gaps and tested according to ISO 10123



### Cure Speed vs Temperature

The rate of cure is dependent on the ambient temperature. The graph to the right shows shear strength developed with time on steel collars and pins compared to different controlled gaps and tested according to ISO 10123

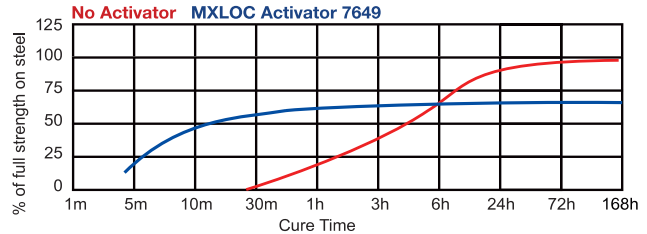


**PRODUCT SPECIFICATION**

**MXLOC® 518**

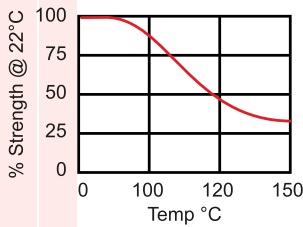
**Cure Speed vs Activator**

Where the cure speed is unacceptable long or large gaps are present. An activator can be applied to the surface which will improve speed. The graph to the right shows the shear strength.

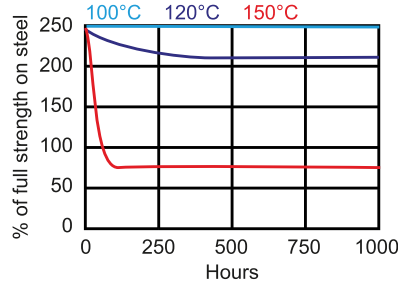


**Typical Heat Resistance**

**Hot Strength  
Tested at Temperature**



**Heat Aging  
Aged at temperature indicated and tested at 22°C**



**Chemical/Solvent Resistance**

Aged under conditions indicated and tested @ 22°C

| Environment             | °C  | % of initial strength |       |        |
|-------------------------|-----|-----------------------|-------|--------|
|                         |     | 100 h                 | 500 h | 1000 h |
| Motor oil (MIL-L-46152) | 125 | 100                   | 160   | 140    |
| Unleaded Petrol         | 22  | 60                    | 60    | 55     |
| Water/Glycol 50/50      | 87  | 100                   | 100   | 90     |

**General Information:**

This product is not recommended for use in pure oxygen and/or oxygen rich systems and should not be used with Chlorine or other strong oxidising materials. **For information on the safe handling of this product, consult the Material Safety Data Sheet, (MSDS).** Where washing systems are used to clean the surfaces before bonding, it is important to check the compatibility of the washing solution with the adhesive. In some cases, these solutions can affect the cure and performance of the adhesive.

Revision date: 01/2025 - Revision: 04



## PRODUCT SPECIFICATION

### MXLOC®518

#### Directions For Use:

1. For optimum performance surfaces should be clean and free of grease (internal and external).
2. If the material is an inactive metal consider using activator.
3. Assemble and tighten as required.
4. For shrink fitted assemblies the product should be applied onto the pin, the collar should then be heated to create clearance for free assembly.
5. For slip fitted assemblies the product inside of the collar then to the leading edge of the pin, then use a rotating motion in assembly to ensure coverage.
6. For press fitted, apply product to both surfaces making sure of assembly at high press rates.

#### For disassembly

1. In circumstances where hand tools do not work, use localised heat to bolt or nut, disassemble while hot.

#### For cleanup

1. To remove cured product use a combination of solvent and abrasion such as a wire brush.

#### Handling & Storage

**Storage:** Keep products in the unopened container in a cool dry location. The product is best when stored at 8 to 21°C. temperatures less than 2°C can adversely affect product properties. Do not freeze. Keep container tightly closed until ready for use. For long term storage keep in refrigeration at 5°C unless otherwise labelled.

**Handling:** Material removed from containers may be contaminated during use. Do not pour back any product to the original Container. Misuse of product will void all warranties.

#### Precaution

1. Use with proper ventilation. Avoid contact with skin and eyes.
2. If contact with skin occurs, rinse with warm water or dissolve with appropriate debonder. Do not try to remove forcibly.
3. If adhesive gets into your eye, keep eye open and rinse thoroughly. Seek medical attention immediately.
4. Keep well out of reach of children.
5. Keep adhesive in a cool dry place 8°C to 21°C.

#### Disclaimer:

The data contained herein are furnished for informational purposes only and are believed to be reliable. However, Cartell UK Ltd does not assume responsibility for any results obtained by persons who methods Cartell UK Ltd has no control. It is the responsibility to determine the suitability of Cartell UK's products or any production methods mentioned herein for a particular purpose, and to adopt such precautions as may be advisable for the protection of property and persons against any hazards that may be involved in the handling and use of any Cartell UK Ltd's products. Cartell UK Ltd specifically disclaims all warranties express or implied, including warranties of salability and suitability for a particular purpose arising from sale or use of Cartell UK Ltd's products. Cartell UK Ltd further disclaims any liability for consequential or incremental damages of any kind including lost profits.

Revision date: 01/2025 - Revision: 04